

## **PRESIDENT**

Michelle Oliver 0418 171 872

[yarravalleydc@gmail.com](mailto:yarravalleydc@gmail.com)

## **SECRETARY**

Jenny Wall 0488 471 111

[yarravalleydc@gmail.com](mailto:yarravalleydc@gmail.com)

## **COMPETITION SECRETARY** Jenny Wall

0488 471 111

[yarravalleydc@gmail.com](mailto:yarravalleydc@gmail.com)

## **TREASURER**

Janice Herzig 0412 170 566

## **EV DRESSAGE SUBCOMMITTEE DELEGATE**

Rae Ansell 9728 2517

## **NEWSLETTER EDITOR**

Catrina Corten 0413845357

[yarravalleydc@gmail.com](mailto:yarravalleydc@gmail.com)

## **CATERING**

Barbara Geoffrey 5964 3961

## **GENERAL COMMITTEE**

Christine Smith 0412693624

Tracey Gaspari 0409 386 810

## **ADVERTISING RATES**

### ***Businesses***

**Full page \$25**

**Half page \$15**

**Quarter page \$10**

### ***Club Members***

**Small display advertisements for  
Member's selling saddles, horses  
etc. are free of charge.**

## **OCTOBER 2016**

Well what a weekend we encountered down at Boneo Park on the weekend of the 8th and 9th October for our Double Crown and Musical Extravaganza. Saturday was Westernport's day and the sun was shining with just a slight breeze blowing. The trade tents looked great and the facility at Boneo is always in top condition. The musical rides at the end of the day went off with a bang and entertained the crowd watching. Then Sunday arrived and the wind blew as strong as it possibly could and our day had very trying conditions for the horses and riders to contend with. Most riders persevered as a lot were in need of qualifying scores for the upcoming Dressage Festival in December.

We did have to pull the pin at the last end of the day as the wind was getting to a dangerous point and arenas, bins, signs amongst other things were starting to fly around. The event itself was well attended by the riders and the prizes donated by Horseland Lilydale for our day were great. Congratulations to members from our club that rode and had success. The event this year was run with the two clubs as a new initiative and included the Double crown as an incentive for riders to compete over the two days and get points towards the Double Crown trophies and also much cheaper entry fees. We will discuss the success of this event and see whether we do again in the future. Huge thanks to all the volunteers over the weekend and to the committee for doing another mammoth effort and representing our club so well.

Thanks to all our sponsors that supplied items for the raffle that we have been running over the past few club days and at the event at Boneo. The raffle was drawn and the winners definitely got some fantastic items. We will mention the sponsors on a page in this newsletter.

Coming up next will be our Freshman's day in November. Look forward to seeing you then.

Happy Riding.

Michelle Oliver.

### **DATES TO REMEMBER.**

November 6<sup>th</sup> – Sunday – PCAV Park

December 11<sup>th</sup> – Sunday – PCAV Park- -including Christmas Dress Up with a special prize for the best dressed horse and rider combination.

Christmas Dinner to be held on Thursday 1st December at Bianchet Winery.

Please advise if you are coming along.

## **IMPORTANT YVDC NEWS**

### **\*\*\*\* YVDC HAS A BRAND NEW WEB SITE !!!!\*\*\*\***

After much hard work from our committee (Jan Herzig) we are proud to announce that we now have a fantastic new website. All information, newsletters, competition news, competition entry is all on line.

***You can now enter events, complete membership renewals, check the leaderboard all in the one site.***

**Club Day Entries** - Please note that **NO LATE ENTRIES** will be accepted after the closing date in the future for our club comps. If you have special requests for times or duties, please put them with the entries at the time so as our event secretary can try to accommodate them if possible and organize the day and draw without having to reschedule everyone several times.

*Another forward thinking idea we are going to implement at all of our club days (excluding official comps) is allowing the use of a snaffle bit at ALL LEVELS including the FEI Tests. Riders will now have the choice to use either a double bridle or a snaffle in Advanced and above tests. This change takes place immediately. N.B. Equestrian Australia have just announced that snaffles will be allowed up to and including FEI level as of 1<sup>st</sup> January 2017 (except for CDI's/Championships).*

*Entries are now to be done via the new YVDC website, and payment via EFT.*

### **Arena Familiarization Rides at Club Days**

**We are now offering arena time on a club day for riders not wanting to ride a formal test. You will be given the same amount of time in the indoor as any other rider riding a test. The cost of this will be \$15 as no judge will be required. Please book your ride at the time of entry as per normal entries, times will be allocated for your arena time according to the entries received. This applies to horses NOT competing on the day. EG young horses etc.**

It is again time for **Membership Renewal**. Member Renewal is all to be done **ONLINE** at our new YVDC website. You will find the renewal form, waiver and an extra page for Emergency Contact numbers for our records. This is a one off form and only needs to be resubmitted or updated if your details change.

[www.yvdc.com.au](http://www.yvdc.com.au)

Our club is adapting a best practice procedure and a database of all contact details in case of an emergency to horse or rider will enable us to contact relevant help if required

## **NEW MEMBERS**

Welcome to our new members.

Sandra Chambers

Aengus Wright

### **Welcome back**

Kerrie Aumann

Jennifer Ashby

## YVDC Official Comp (Double Crown) 9/10/2016 Held at Boneo Park – Results.

### **Novice 2.2**

Bloomfield Royal Charm Viv Axton 67.929% 2<sup>nd</sup>

### **Novice 2.3**

Bloomfield Royal Charm Viv Axton 67.931% 2<sup>nd</sup>

### **Elementary 3.2**

Burrow Bashar Skye Wright 58.542% 5<sup>th</sup>

### **Medium 4.2**

Medallion Park Aspetto Zoe Vorenas 60.834% 2<sup>nd</sup>

Longvue Santino Rae Ansell 60.577% 3<sup>rd</sup>

### **Medium 4.3**

Medallion Park Aspetto Zoe Vorenas 58.649% 6<sup>th</sup>

### **Advanced 5.2**

Lynlea Flashdance Ann Smiley 59.643% 5<sup>th</sup>

Kerron Park Benson Kerry Aumann 58.429% 6<sup>th</sup>

### **Advanced 5.3**

Lynlea Flashdance Ann Smiley 62.369% 4<sup>th</sup>

### **FEI Inter II**

Kamber Pryderi Fern Wright 64.211 1<sup>st</sup>

Well done to all of the above club members.

**Special Award for the highest % by a YVDC Member-**

**Viv Axton Bloomfield Furstin Charm. 67.931%**

**Viv has won a voucher from Equilibrium Hair &Beauty in Seville.**

Yarra Valley Dressage Club would like to thank the following sponsors for their support at the Double Crown Competition.



Horseland Lilydale.

ValleyHorseWear

Seville Saddlery Shop

Equilibrium Hair and Beauty

[Equilibrium Hair @Beauty](#)

[Shop 6, 585 Warburton Hwy,](#)

[Seville.3139.](#)

[Phone 59643285](#)

YV Members

Raffle winners as drawn at the Double Crown Competition.

- 1st Kerrie Aumann
- 2nd Tracey Gaspari
- 3rd Alley Barry
- 4th Sue Symonds
- 5th Elouise Lando
- 6th Jackie and Jade Woodhead
- 7th Lyn Amott
- 8th Teresa Child
- 9th Ann Smiley
- 10th Michelle Oliver

# CLUB LEADER BOARD 2016.

## Prelim

Michelle Oliver	Darcy	6
Kate Van Elmpt	Gleneagles Luca	6
Katie Gray	Kokomo Bravo	6
Skye Wright	Kamber Merfyn	5
Hannah Sharp	Fairy Floss Parade	5
Aengus Wright	Burrowa Glenda	5
Fern Wright	Bella	4
Christine Smith	Indi	4
Chris McDonald	Buddy	3
Kate Edgar	Cordyte	3
Jan Herzig	Kendalee Jarrahman	2
Melanie Morse	Pablo	1

## Novice

Viv Axton	Bloomfield Furstin Charm	16
Michelle Oliver	Darcy	6
Zoe Vorenas	Medallion Bell Aspetto	6
Kellie Walsh	Conspiracy Theory	5
Kate Van Elmpt	Gleneagles Luca	5
Hannah Sharp	Fairy Floss Parade	5
Skye Wright	Kamber Merfyn	5
Chris McDonald	Buddy	4
Kirstie Taylor	Hayley	4
Fern Wright	Ferrero Red Onyx	4
Zoe Kendall	Flowergum Ferrero	3
Kathy Minchin	Andrea	3
Melanie Morse	Pablo	1

## Elem

Devon Rankin	Chiquita Black	11
Zoe Vorenas	Medallion Bell Aspetto	11
Michelle Oliver	Darcy	6
Maureen Howe	Highness McOHL	5
Robyn Seidler	Monty	4
Fern Wright	Ferrero Red Onyx	3
Skye Wright	Burrowa Bashar	2

## Med

Cara Burns	Piccolo	9
Jenny Wall	Homecoming	6
Michelle Oliver	Orlando	6
Michelle Oliver	Darcy	6
Zoe Vorenas	Medallion Park Aspetto	6
Tracey Gaspari	Coco	5
Rae Ansell	Longvue Santino	4

**Adv**

Cara Burns	Piccolo	12
Madeline Leeden	Mr Shirvington	6
Meg Klaaysen	Chemistry	5
Ann Smiley	Lynlea Flashdance	5
Jenny Wall	Homecoming	4
Kerry Aumann	Kerron Park Benson	1

**Small Tour**

Madeline Leeden	Mr Shirvington	6
-----------------	----------------	---

**GP/Inter II**

Fern Wright	Kamber Pyderi	18
-------------	---------------	----

**Boneo Pics**





Visiting Judge from WA - Lisa Baker







# FOUNDATIONS FOR SUCCESS



## CWS Dressage Training Update

### starting early – Half Pass

#### Foundations for Success

We without pressure introduce elements of upper level work so that the horse can get a bit of a feel and additional experience in the early phases of training. When you leave it too long to start working on upper level exercise we and others have found that this is really too late and the horse(s) have great difficulty adjusting to the newer aids and movements and exercises.

Therefore we introduce baby elements of upper level elements. Not the full exercise just components that have been broken down. For example in the second year of training let's look at half pass components and how we can introduce elements that make it easier for the horse when the time comes instead of trying to ride the full half pass which can freak your horse out as it is too much to take in. *To avoid such an unhappy outcome, we plan for you to introduce every new concept to your horse in small, easy-to-do steps:*

#### Early steps for Half Pass

Many riders and or trainers ask for the full movement straight off the bat, as if the horse has been doing it forever. This may work for some but invariably it causes errors of understanding of what is wanted and can be very stressful and problematical for the horses. As a result horse's can and do lose confidence, discouraged and a downward spiral often occurs especially for the green or young horses, where they may even give up completely!

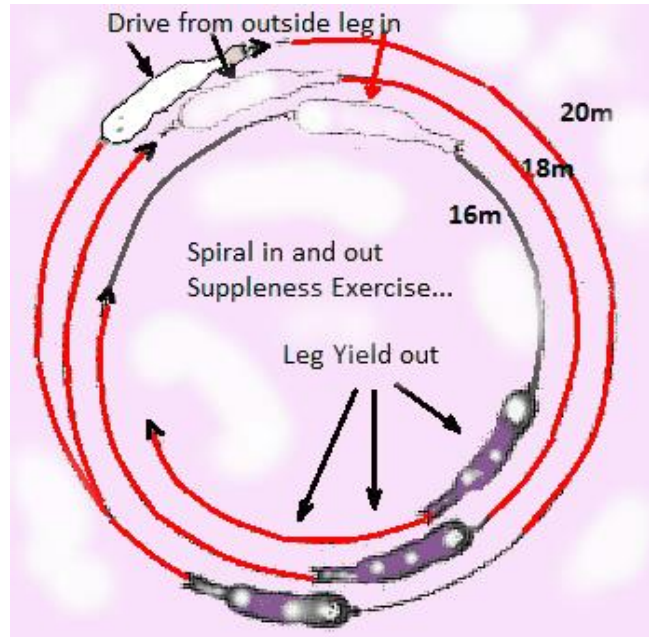
To avoid this scenario we and other good trainers introduce new concepts that are broken down into smaller easier-to-do-steps. We then wait until he/she has mastered each of the components for example let's look at the half pass firstly in walk to allow your horse to learn the aids more easily then when they are confident we do it at the trot and later on at the canter:

#### Phase One Walk then Trot

**Phase one in walk then trot** spiral inwards from a 20 metre circle reducing the circumference by 2 metre every circumference down to 16 metres, then leg yield back out every 2 metre.

**Phase two**, once you are proficient at this and your horse is very confident, comfortable and responsive to your aids ride the circle in shoulder fore, shoulder in, and then haunches in every  $\frac{1}{4}$  of the 20 metre circle.

This early starter exercise also serves to stretch, strengthen and supple the back muscles creates better throughness and flexion for your horse. It is a great yet simple exercise from your basics that you can use to great advantage when things are not 100% perfect.



*My preferences are to use both these exercise starting with the spiral, and or combine them after a few days with a rest period of a day between them, that is to refresh the vigour for them.*

**Note:** As this energy sapping exercises apply walk-rest-breaks liberally in the horizontal long and low position to rejuvenate their minds and bodies.

## Phase Two Leg Yield Walk then Trot

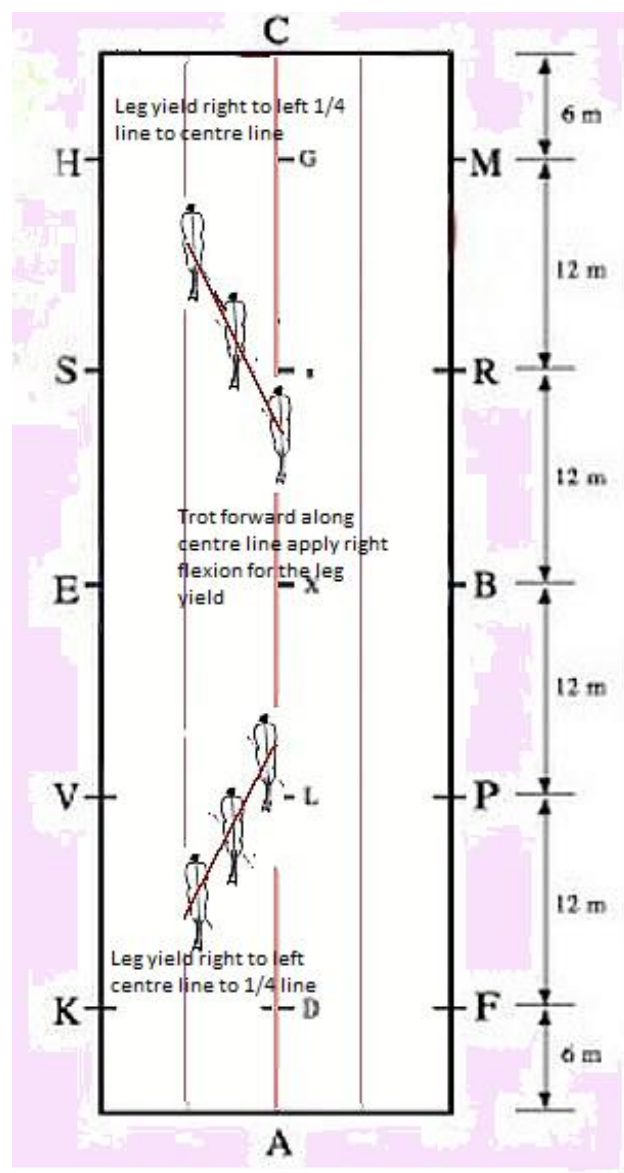
To apply these exercises you should have a prerequisite of flexion exercises laterally as well as longitudinally therefore it is essential that you apply and or renew these exercises in your warm-up phase before starting step 2.

Leg yield to introduce the bending and flexion that is required as in the half pass even if the horse's head is pointing opposite to where it is in half pass, this is only a minor issue.

Ride with forwardness down the quarter line then forward and sideways to the centre line in the leg yield in a shallow angle as if you were riding from H to P. Do this: *without leg crossover to make it easy for them, to which you will actually progress quicker, only apply leg crossover when they are more comfortable and stronger.*

Simply focus on the forwardness, flexion and bending and play with this in the direction you are travelling: see what reactions you get from your horses. It is better to be forewarned than find out a problem now than in a test later on.

With flexion now bend his/her head straight then bend towards the direction travel i.e. Opposite to the leg yield head position and back again. When this comes easily then you are ready to put it all together.



To put it all together your horse has to be fully happy and is confident for a proper half pass for a few steps only?

*Invariably there will be mistakes don't expect much. In training it is always better to have a few good steps then leave it alone to gradually build upon your success another day.*

## Analyse your Movements

Once you put it all together analyse where it can be improved or not up too scratch and work on these. For example it maybe they lack of forwardness so work on this in the leg yield phase. Working on a few steps at a time only will allow your horse to gain confidence and will build upon your hard work.

More on a few good steps, if you get a few good steps that is when you stop. If you don't you seriously can run into trouble as the steps get poorer, the horse can only remember what it did last which either sets the standards higher or lower. Always stop at the point of success and build upon the next day or so but allow them to develop and consolidate in a non-pressured way.



Sure you or I can train a horse to be flashy as some of the auction houses and riders of Europe do, but they will never ever last the distance? They will burn out or become seriously bad flashy leg movers and or ending up with serious injuries to ligaments, tendons and or muscles.

## Injuries Back or leg Mover

In Denmark and here, should a horse come to us and has had a suspensory ligament problem we know that this horse has been worked too hard and long in the competition frame (*up to the contact – too short a rein contact and or neck*) which forces the horse to work unnaturally, restricted, unbalanced and under immense tension and stiffness of the topline hence the injuries such as suspensory ligament, and so on?

*Think about it do you see a horse in its natural environment with this type of injury barring an accident?* Since the horse's back is not doing the work it is supposed to of supporting the legs muscles ligaments and tendons as holistic working system, the legs take up all the motion stressfully without the locomotion muscle of the horse's back. Bearing in mind the back is a motion muscle not a weight bearing muscle, and it plays a very special supporting part of the movement of the horse legs thus a back mover, if this stiffened then you have a leg mover only.

Using the processes above and beyond with further additional baby exercises that are also broken down you will never overwhelm your horse mentally and physically by asking for something that's seemingly impossible. Instead, you will build his/her confidence with a series of good experiences and feelings. In the end, he/she may enjoy his job so much that he'll perform it beyond your wildest expectations.

## Go with Nature

Sometimes, a horse will do an advanced movement on its own, or give a beautiful neck position and frame whenever this occurs go with the flow, ignore what you intended and take advantage of what your horse has offered and or a movement equal to what your horse has gratefully offered you.

For example with my student and her OTTB (*off the track thoroughbred*) we had him so light with her transition exercises and on the aids he gave her half steps. To which the rider had never experienced and thought that he was jogging. Under instruction my rider sat lightly asking her to ride quietly forward, whereby he held himself in self-carriage, then to end our rider/student was asked to just sit deeper and deploy the walk aids which essentially are the same aids for piaffe to passage.

By giving them an insight and exposure to some upper level work without pressure and not surprising them to the upper level work, you will build his/her confidence with a series of non pressured good experiences and feelings.

I hope you have gained some insight into rideability and other factors that will help you gain your levels and up your standards whilst keeping your horse in good shape mentally and physically, talk soon or come and visit one of my clinics when I'm next in your area you are most welcome, love to meet you and answer any questions.

Regards

*Trevor Ibborson-Woodward*

0429 638 511 or 02 6344 8191

Per: [www.cwspperformancehorses.com](http://www.cwspperformancehorses.com)






[Contact](#) | [Subscribe](#) | [Unsubscribe](#)

[www.cwspperformancehorses.com](http://www.cwspperformancehorses.com)



Dressage Lessons  
NCAS Coach Level one and NJAS A level  
Dressage judge  
With many years experience, will travel.  
Catrina Corten 0413845357



THE SADDLERY SHOP  
648 Warburton Hwy  
Seville  
VIC 3139  
TEL 03 59644633

648 Warburton Highway, Seville. Tel 5964 4633  
[www.saddleryshop.com.au](http://www.saddleryshop.com.au) Like the Saddlery Shop on  
Facebook

Don't forget your 15% YVDC discount!

**HIGH PLAINS SPRING RUGS NOW IN  
STOCK - Sandstone 8oz unlined canvas &  
blue Tearstop unlined canvas - locally  
made rugs, all Australian canvas, great  
fit, great price.**

**SPRING IS "HOPEFULLY" COMING -  
KERRITS SUMMER TOPS NOW IN STOCK.**

**LARGE RANGE OF KERRITS TIGHTS &  
BREECHES**

**ALSO STUNNING HORZE "DESIREE"  
BREECHES & HORZE white competition  
breeches**

**2 Peter Horobin 2<sup>nd</sup> hand dressage saddles -  
1 x "Grande", brown, 17", m/w gullet with  
stirrup leathers & irons, VG condition,  
\$1200**

**1 x "F C Dressage", black, 17.5". med  
gullet VG condition \$1400**

**NEW DAYLIGHT SAVING HOURS commencing 24/10**  
**MON & TUES 9 - 5, WEDS 10 - 5.30, THURS 9 - 5.30 , FRIDAY 10 - 6, SATURDAY 9**

## **CLAIRE BALLANTYNE CLINIC**

Qualified International Trainer

BHSI & German FN

**November 2016**

**Dates** Fri 25<sup>th</sup>, Sat 26<sup>th</sup> and Sun 27<sup>th</sup> November 2016  
**Venue** Binalong, 772 Healesville-Koo Wee Rup Rd, Woori Yallock  
**Cost** \$150 per lesson, approx 40 mins  
**Send To** Judy Gronn  
P O Box 146, Olinda 3788  
Email judyanngronn@gmail.com  
Mob 0409 351 149  
Please make cheques payable to J Gronn or  
Direct Debit to ANZ Monbulk BSB 013-736 Acc No 5458-01713  
**Disclaimer** Neither the organisers nor the venue will be held responsible for any accident, damage, injury or loss to riders, attendants, spectators of any property whatsoever.

---

### **Application Form**

Please tick boxes to indicate which days you wish to ride

**November 2016**

☐ Fri 25<sup>th</sup>

☐ Sat 26<sup>th</sup>

☐ Sun 27<sup>th</sup>

---

Name-----

Address-----

Phone----- Mobile-----

Email-----

Please indicate times preferences-----

In the event that you cannot ride for any reason a replacement will need to be found before any money can be refunded.

**Claire Ballantyne**  
**International Dressage Trainer and Rider**  
**British Horse Society Instructor, German Bereiter FN**

Claire Ballantyne spent ten years training in Germany, as an employee of top trainers such as Reinhard Baumgart, director of the Hannoverian Verband and Holga Finken, multiple Bundeschampion and World Champion 2006 Verden (Furst Heinrich) She also trained at the Deutsche Reitshule in collaboration with the Westphalian State Stud in Warendorf, where she took her exams to become a qualified rider and trainer (Bereiter) in Germany. Claire worked with young horses from the breaking-in to Grand Prix Competition as well as competing the young horses and riding in competitions up to FEI level. Alongside this, Claire helped riders from Australia, USA, and UK find their

equine partners thus enabling them to start on their own successful competition careers.

For much of her career in the UK, Claire has trained with David Pincus, a former pupil of the late Dr Reiner Klimke. More latterly, Claire has help from International Judge and former rider, Jo Graham. Claire runs her own business in the UK, teaching and competing her own horses, from Novice to Grand Prix levels. Claire is also much in demand as a Dressage Judge, and has officiated at Championship competitions up to, currently, Intermediaire 1 level.

Claire is a qualified Bereiter and has the British Horse Society's Instructor Certificate. Alongside this, Claire has a BSc (Hons) Degree in Equine Science, and is currently studying for an MSc in Biomedical Blood Science at Keele University.

Claire is devoted to helping riders understand the basics by applying and adhering to the Scales of Training to build a well connected, supple horse who is willing to do a test in self carriage and balance. For over fifteen now years Claire has visited Melbourne three times a year and some of the riders whom Claire has helped, have become multiple State Champions up to and including Prix St Georges, and have had excellent results in the Grand Prix and Grand Prix Special on horses trained by themselves from youngsters, culminating in good scores at the National Championships in Sydney and CDIs in Melbourne, Boneo Park and Sydney.



ASFA Accredited Independent Mobile Saddle Fitter. Alterations done onsite. Black Country UK saddles(made to measure for no extra cost) & Quality used saddles available.



Accredited  
Saddle  
Fitters of  
Australasia

**Julie Fairway**

Independent ASFA Accredited Saddle Fitter  
Macclesfield, Vic

Mobile: 0424697541 Email [juliefairway@yahoo.com](mailto:juliefairway@yahoo.com)

EX DEMO, NEW & USED QUALITY SADDLES  
available to purchase